

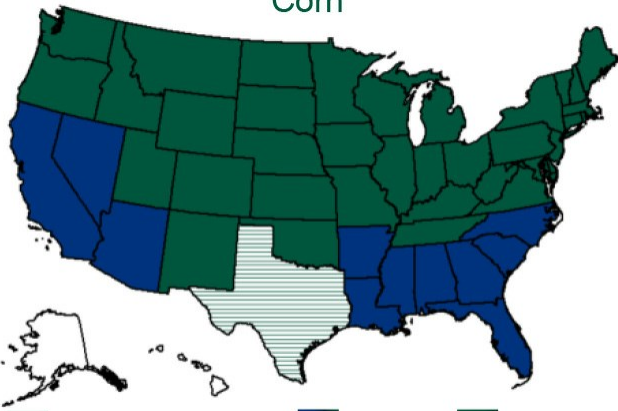
Washington National Office — Washington, DC

November 2018

Coarse Grains: Corn, Grain Sorghum, Soybeans

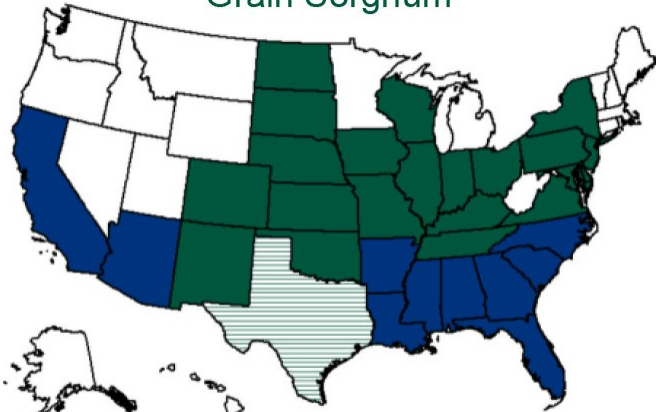
Sales Closing Dates*

Corn



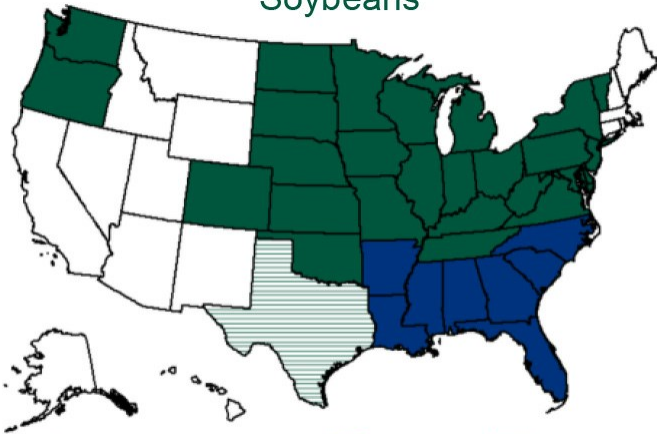
1/31, 2/15, 3/15 2/28 3/15

Grain Sorghum



1/31, 2/15, 3/15 2/28 3/15

Soybeans



1/31, 2/28, 3/15 2/28 3/15

*Program may not be available in all counties. Dates may vary for Margin Protection.

Crop Insured

Coarse Grains are insurable if:

- Premium rates are provided by the actuarial documents;
- It is a type listed in the actuarial documents;
- It is adapted to the area;
- Corn is planted for harvest as grain or silage;
- Grain sorghum is planted for harvest as grain and is a hybrid seed type; and
- Soybeans are planted for harvest as beans.

For crops, types or practices not insurable in a county, consult a crop insurance agent about the availability of coverage through a written agreement.

Insurance Period

Coverage begins at the later of when we accept your application or the date when the crop is planted, and ends with the earliest occurrence of one of the following:

- Total destruction of the crop;
- Harvest of the unit;
- Final adjustment of loss;
- Abandonment of the crop;
- September 30 or October 20 for corn as silage; or
- December 10 for corn as grain, grain sorghum, and soybeans for all states except:
 - Corn and grain sorghum in some counties in south Texas; and
 - Corn in some counties in eastern Washington.

See crop provisions for additional information.

Acreage Reporting Requirements

You must file a report of planted acreage with your crop insurance agent by the acreage reporting date. Acreage reporting dates vary by crop and county, consult your crop insurance agent for more information and specific reporting requirements.

Acreage reporting dates:

- Corn, excluding some counties in Texas.....7/15
- Soybeans.....7/15
- Grain Sorghum.....7/15
excluding some counties in Arizona and Texas

Causes of Loss

You are protected against the following:

- Adverse weather conditions, including natural perils such as hail, frost, freeze, wind, drought, and excess precipitation;
- Earthquake;
- Failure of the irrigation water supply, if caused by an insured peril during the insurance period;
- Fire;
- Insects and plant disease, except for insufficient or improper application of control measures;
- Wildlife;
- Volcanic eruption; or
- For revenue protection only, a change in the harvest price from the projected price, unless the Federal Crop Insurance Corporation can prove the price change was the direct result of an uninsured cause of loss.

Coverage Levels and Premium Subsidies

The premium subsidy percentages and available coverage levels, if electing basic units, are shown below. Your share of the premium will be 100 percent minus the subsidy amount.

	Percent							
Coverage Level	50	55	60	65	70	75	80	85
Premium Subsidy	67	64	64	59	59	55	48	38
Your Premium Share	33	36	36	41	41	45	52	62

Catastrophic Risk Protection (CAT) coverage is fixed at 50 percent of your average yield and 55 percent of the price election. The cost for CAT coverage is an administrative fee of \$300, per crop per county.

Insurance Units

Basic, optional, enterprise, and whole farm unit structures are available in select coarse grains counties. Premium discounts apply for basic, enterprise, and whole farm units. Additional subsidy is available for enterprise and whole farm units. You may only elect whole farm units if you select a Revenue Protection plan of insurance.

Coverage Options

You may buy crop insurance coverage under one of the insurance plans offered: Area Risk Protection, Catastrophic Risk Protection, Margin Protection, Revenue Protection, Revenue Protection with Harvest Price Exclusion, or Yield Protection, where available.

Additional Options are Contract Pricing, Coverage Level by Irrigated Practice, Hail & Fire Exclusion, High Risk Alternative Coverage Endorsement, Personal T-Yield, Prevented Planting +5% Option, Supplemental Coverage Option (SCO), Trend Adjusted Yield Option, Yield Adjustment, Yield Cup Option and Yield Exclusion, where available.

Contact a Crop Insurance Agent for More Information

All multi-peril crop insurance, including CAT policies, are available from private carriers.

Useful Links

- [Actuarial Information Browser](#)
- [RMA Map Viewer](#)
- [Price Discovery](#)
- [USDA/Risk Management Agency Homepage](#)
- [Regional Office State Directory](#)

This fact sheet gives only a general overview of the crop insurance program and is not a complete policy. For further information and an evaluation of your risk management needs, contact a crop insurance agent

The U.S. Department of Agriculture (USDA) prohibits discrimination in all its programs and activities on the basis of race, color, national origin, age, disability, and where applicable, sex, marital status, familial status, parental status, religion, sexual orientation, genetic information, political beliefs, reprisal, or because all or a part of an individual's income is derived from any public assistance program. (Not all prohibited bases apply to all programs.) Persons with disabilities who require alternative means for communication of program information (Braille, large print, audiotape, etc.) should contact USDA's TARGET Center at 202-720-2600 (voice and TDD). To file a complaint of discrimination, complete, sign and mail a program discrimination complaint form, (available at any USDA office location or online at www.ascr.usda.gov), to: United States Department of Agriculture; Office of the Assistant Secretary for Civil Rights; 1400 Independence Ave., SW; Washington, DC 20250-9410. Or call toll free at (866) 632- 9992 (voice) to obtain additional information, the appropriate office or to request documents. Individuals who are deaf, hard of hearing, or have speech disabilities may contact USDA through the Federal Relay service at (800) 877-8339 or (800) 845-6136.

Duties in the Event of Damage or Loss

If a loss occurs you must:

- Protect the crop from further damage by providing sufficient care;
- Notify your crop insurance agent within 72 hours of your initial discovery of damage, but not later than 15 days after the end of the insurance period; and
- Leave representative samples for each field of the damaged unit.